












DESCRIPTION	ADAPTOR	ADAPTOR'S KIT CODE
FRONT IS 160	 <p>The image shows a black metal adaptor for a front IS 160. It has a curved shape with two circular holes. At the top, there is a small rectangular tab with a white arrow pointing right and the text 'mm 28'. At the bottom, there is a mounting bracket with three white diamond-shaped slots.</p>	FD40140-10
REAR IS 160	 <p>The image shows a black metal adaptor for a rear IS 160. It has a curved shape with two circular holes. At the top, there is a mounting bracket with three white diamond-shaped slots. At the bottom, there is a small rectangular tab with a white arrow pointing up and the text 'R-160 IS'.</p>	FD40144-10
FRONT IS 180	 <p>The image shows a black metal adaptor for a front IS 180. It has a curved shape with two circular holes. At the top, there is a mounting bracket with three white diamond-shaped slots. At the bottom, there is a small rectangular tab with a white arrow pointing up and the text 'R-160 IS'.</p>	FD40141-10
REAR IS 180	 <p>The image shows a black metal adaptor for a rear IS 180. It has a curved shape with two circular holes. At the top, there is a small rectangular tab with a white arrow pointing up and the text 'R-180 IS'. At the bottom, there is a mounting bracket with three white diamond-shaped slots.</p>	FD40145-10

DESCRIPTION	ADAPTOR	ADAPTOR'S KIT CODE
PM6" 180		FD40148-10
FRONT IS 203		FD40164-10
REAR IS 203		FD40146-10
PM6" 203		FD40150-10

DESCRIPTION	ADAPTOR	ADAPTOR'S KIT CODE
PM7" 203	 <p>from PM 7" to 203</p>	FD40154-10
PM6" 220	 <p>from PM 6" to 220</p>	FD40289-10
PM7" 220	 <p>from PM 7" to 220</p>	FD40242-10
PM8" 220	 <p>from PM 8" to 220</p>	FD40152-10
FLAT MOUNT 140 mm TO 160 mm	 <p>ROTATION FD-A094-27 FM 160</p>	FD40295-10